



BANSHEE



Winner of the 1999 thru 2002 "Truckmount Challenge"

The Banshee also be used for mini-blind cleaning, auto detailing, graffiti removal, and pressure washing.

SOVC on board™ Each Banshee unit ships with the powerboosting SOVC module pre-installed. See back for more on SOVC

The Banshee™ is the product of years of design and engineering research and represents the next generation of truckmount systems. It's engineered components and systems, many of them patented by Powerplus, work together to make the Banshee the Ultimate Truckmount.


Compact Design: By integrating high-strength with lightweight, miniaturized components, the Banshee weighs in at only 300 pounds! One practical benefit of its compact dimensions is that the Banshee frees up significantly more space in your van or trailer.

Enhanced Power: By eliminating much of the unnecessary weight found in many popular truckmounts, Powerplus engineers made room for a large engine, oversized blower and high-powered pump. With the integration of Tsunami Cleaning Technologies SOVC™ technology, the Banshee boasts more CFM than any other system in its class.

Financing programs are available to help you lease or purchase your own Banshee unit. If you are ready for serious power, convenience and profit, call your local factory-trained Powerplus Distributor today.



BANSHEE



Performance Features


- Heat:** 240° F
- Pressure:** 2500 psi
- Pump Volume:** 4.8 gallons per minute (enough for two wands or high volume pressure washing)

Physical Specifications (standard)

- Dimensions:** 18" W x 33" H x 38" D
- Weight:** 300 lbs (without tank)
- Frame:** Powder-coated high-strength steel
- Engine:** 16 HP Vanguard Overhead Valve
- Water Pump:** Three-piston pump
- Heating System:** 160,000 BTU Heater and Exchanger
- Fuel System:** 10 Gallon propane tank (inc. curb guard)
- Recovery Tank:** 70 gallon heavy-duty steel tank
- Hoses:** 225 ft. vacuum + 225 ft. solution hoses
- Wand:** 2-jet stainless steel S-bend wand w/bypass
- Reel:** Single 300ft. powder-coated, dual hose spool

Maintenance & Safety Features

- Easy access to replaceable parts
- High-water shut-off control on waste tank
- Low oil pressure indicator
- Incoming water safety shut-off
- Does not need water hook-up for flood projects



Optional Upgrades

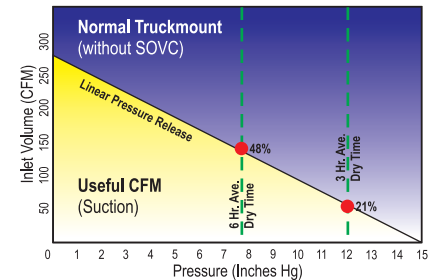
- Diesel conversion with auto-start and digital controls -- boosts working pressure to 3,000 psi and heater capacity to 300,000 BTU (with 10,000 psi stainless steel coils)
- 18 HP or 20 HP engines
- Water Softener
- Additional silencer (for extra quiet operation)
- Whispaire blower
- Extra hose
- Upholstery and stair tools
- Extra-high pressure propane heater

Financing & Ownership Solutions

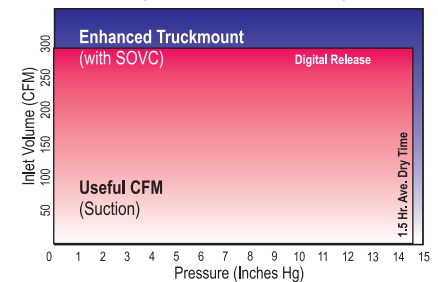
- Payment Plans
- Training Videos
- Long-term rentals
- On-Site Service

SOVC* is a revolutionary patented product from Tsunami Cleaning Technologies that doubles the suction power of any truck mount and cuts dry times by 50%.

SOVC digitally controls the pressure relief valve common to all truck mounts. Typical pressure relief valves begin to open as soon you begin cleaning. As the chart below illustrates, the more stress you put on the truck mount (to achieve a shorter dry time), the more the relief valve opens and the greater the loss of suction power, or CFMs.



The SOVC kit replaces the manual relief valve with an electronically-controlled valve system that safely maximizes the suction power of your truck mount. As the chart below shows, SOVC delivers a massive power boost and cuts dry times dramatically.



*SOVC or Solenoid Operated Valve Control. SOVC is a trademark of Tsunami Cleaning Technologies. U.S. patent nos. 5,987,696 and 6176940B1. Multiple foreign patents pending